








# MATERIALS

Qty.	Description	Everything listed can be purchased from local home improvement stores.
53*	<p>2"x4" Studs ( 92.5" long <span style="color: red;">234.95cm</span> )</p> <p><b>IMPORTANT!</b> - Be sure you buy 2x4's that are 92.5" long; NOT 8' long. If your only purchase option is 8' boards, you will have to cut them to size. FYI: The actual dimensions of a 2x4 are 1.5" X 3.5" <span style="color: red;">3.81cm x 8.89cm</span></p> <p>The original size was 2" x 4" before the mill shaved it.</p> <p>*53 studs are required, but it is a good idea to get 2-5 more in case of a mistake. It will save a trip to the lumber store.</p> <p><span style="color: red;">United Kingdom recommended product: CLS Timber 2.4m x 38mm x 89mm</span></p>	
2	<p>2" diameter, 8' long <span style="color: red;">5.08cm dia. x 243.84cm</span></p> <p>PVC or Metal Pipe</p> <p>( the PVC inside measurement is 1-1/2" <span style="color: red;">3.81cm</span> )</p>	
4	<p>4' x 8' Plywood 1/2" thick</p> <p><span style="color: red;">1.27cm x 121.92cm x 243.84cm</span></p> <p>(deck surfaces and transitions)</p> <p><span style="color: red;">United Kingdom recommended product: Brazil Ply bb/cc WBP 18mm x 2440 x 1220</span></p>	
6	<p>4' x 8' Plywood 3/8" thick</p> <p><span style="color: red;">95.2mm x 121.92cm x 243.84</span></p> <p>Avoid sheets with large knot holes.</p> <p>One side will usually have more than the other.</p> <p><span style="color: red;">United Kingdom recommended product: Brazil Ply bb/cc WBP 9mm x 2440 x 1220</span></p>	
6	<p>4' x 8' Masonite or Hardboard (surface layer)</p> <p>1/4" thick <span style="color: red;">63.5mm x 121.92cm x 243.84</span></p> <p><b>Masonite Warning:</b> If you're building an outdoor ramp and intend to use Masonite or Hardboard as the surface layer, you <b>MUST</b> protect it from rain or moisture. Remember masonite is nothing more than dense wood fibers pressed together with glue, it will ruin when wet. You can substitute Masonite with 3/8" plywood, though it is not nearly as smooth of a ride. <b>For those who desire an alternative to masonite, check out our website <a href="http://easyhalfpipe.com">easyhalfpipe.com</a> for highly durable water resistant ramp surfaces, the cost is substantially higher, but they last forever!</b></p> <p><span style="color: red;">United Kingdom recommended product: Brazil Ply bb/cc WBP 9mm x 2440 x 1220 (common UK hardboard may be too weak)</span></p>	
5 lbs.	<p>3" Exterior Wood Screws <span style="color: red;">7.62cm</span></p>	
2 lbs.	<p>1-1/2" Exterior Wood Screws <span style="color: red;">3.81cm</span></p>	
3 lbs.	<p>1-1/4" Exterior Wood Screws <span style="color: red;">3.18cm</span></p> <p>Though the video refers to a 1" screw, use a 1-1/4" screws for a little extra strength.</p>	